

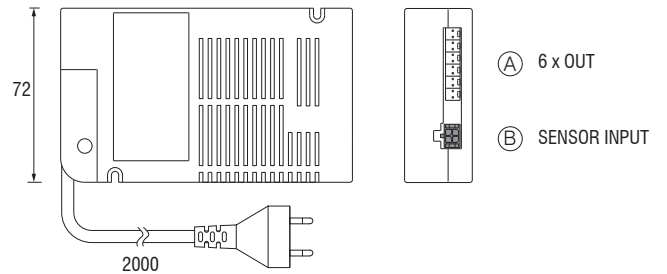
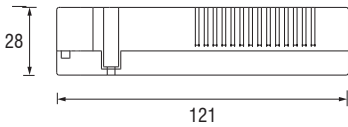
DRIVER 100W FLAT

LED 24V IN 110 ÷ 240V

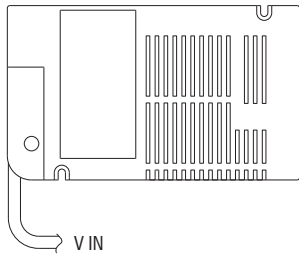
- IT Driver per LED con spina** - Tipo indipendente per uso interno, tensione di uscita costante 24V; protetto contro il corto circuito e il sovraccarico. Distributore a 6 uscite integrato; ingresso Sensor Input (connettore a 4 poli) per controllo accensione con interruttore o sensore di movimento.
- EN LED driver with plug** - Independent type for internal use, constant exit voltage 24V, protected against short circuit and overload. Integrated 6-way distribution slot; Switch / Motion Sensor Input Slot (4-pin connector).
- DE LED-Konverter mit Stecker** - Unabhängige Konverter mit ständiger Ausgangsspannung 24V, kurzschlussfest und ueberbelastungsgeschuetzt. Integriertem 6-fach Verteiler; Eingang Steckplatz (passend für 4-polig Stecker) für Schalter oder Bewegungsmelder



CE ENEC 05 100V M M SELV IP20



Fino a 6 lampade / Up to 6 lamps / bis zu 6 Lampen



24V LED
MAX 100W-230V (80W-110V)

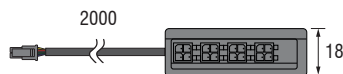
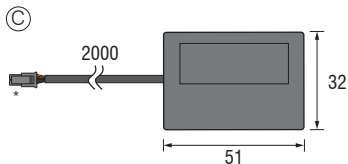
Opzionale: Interruttore / Sensore di movimento / Box Multisensor
Optional: Switch / Motion Sensor / Box Multisensor
Optionel: Schalter / Bewegungsmelder / Box Multisensor




(A) Distributore a 6 uscite integrato
Integrated 6-way distribution box
Integriertem 6-fach Verteiler



(B) Sensor Input



Opzionale: Box Multisensor / Optional: Box Multisensor / Optionel: Box Multisensor



(C) Box Multisensor 3T3020

*Quando si collega il Box Multisensor al driver Flat assicurarsi che almeno un sensore o un interruttore siano collegati al Box Multisensor altrimenti il driver Flat risulterà spento.

*When connecting the Multisensor Box to the Flat driver, make sure that at least one Sensor or an IR Switch is connected to the Multisensor Box, otherwise the Flat driver will be off.

*Vergewissern Sie sich beim Anschließen des Multisensors - Box an den Flat - Konverter, daß mindestens ein Sensor oder ein IR Schalter an die Multisensor - Box angeschlossen ist. Andernfalls ist der Flat Konverter ausgeschaltet.

Alimentatore - Driver - LED-Konverter				
V IN	Hz	V OUT	W	Codice - Part no. - Artikel-Nr.
110V ÷ 240V	50...60Hz	24V	100W (80W)	3T4F0201

Dimensioni in millimetri (mm) / Dimensions in Millimeters (mm) / Dimensionen in Millimetern (mm)

Compatibile con prodotti LED 24V
Compatible with 24V LED products / Kompatibel mit 24V LED Produkten

